






Insulated Concrete Forms Walls and Floors






Internationally renowned concrete formwork system for domestic, commercial and industrial projects



Choose Insulbrick ICF because we offer:

-  unlimited design capabilities
-  compliance with building regulations Australia-wide
-  an easily managed procedure with clear guidelines
-  full construction support
-  full installation service Australia wide

Choose Insulbrick ICF because they deliver:

-  the strength of reinforced concrete
-  remarkable insulating properties
-  high level acoustic performance
-  real savings on energy bills
-  a choice of multiple no maintenance finishes

Choose Insulbrick ICF because they provide a fire retardant polystyrene, insulated formwork for casting concrete structures with remarkable insulating properties.

Phone 1300 655 177 or email enquiries@insulbrick.com.au




Australia's fastest and most efficient way to build



Walls braced and ready for placement of concrete. We can advise the most appropriate bracing approach for your project.



Insulbrick ICF used in a two-storey office building with a rooftop level and suspended concrete floors.



No-maintenance metal cladding system used in this four-storey project. Ask us about available no-maintenance finishes.




Insulbrick ICF provides unlimited design flexibility. Angles, curves and varying heights can be achieved as the forms are easily cut to suit your design.



Suitable for internal walls to provide additional load bearing and internal zoning

Insulbrick ICF Series



Insulbrick ICF
200
250

200 Series

R value – 3.00
110mm concrete core
1200mm long x 300mm high

250 Series

R value – 3.62
160mm concrete core
1250mm x 300mm

Polywall ICF Series



Polywall Series
250
270
320

250 Series

125mm concrete core
R value – 3.55

270 Series

150mm concrete core
R value – 3.59

320 Series

200mm concrete core
R value – 3.65
All forms 1200mm long x 300mm high

Insulbrick ICF Insulated Concrete Floors



- Light weight EPS Formwork
- Consistent indoor temperatures
- Improved indoor air quality
- Uses less concrete & steel
- Lower life-cycle costs
- Superior level of insulation
- Superior acoustic performance
- Fast and easy installation
- Facility for services to be installed without battens/ dropped ceiling
- Full installation service available

Phone 1300 655 177 or email enquiries@insulbrick.com.au